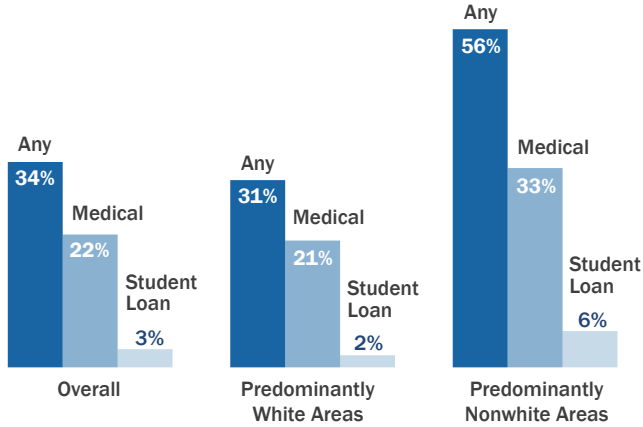


# Indiana

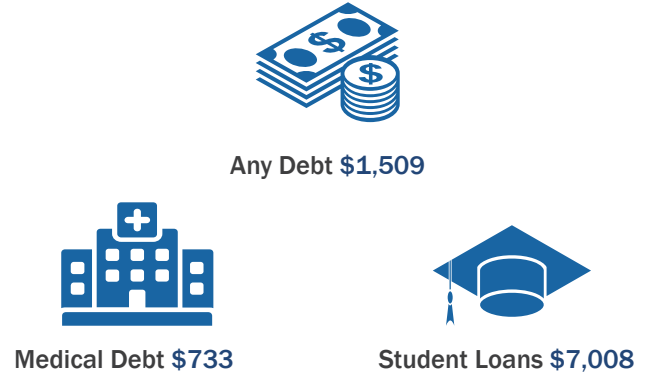
## DEBT COLLECTION FACT SHEET



### Percentage of Hoosiers with Debt in Collections



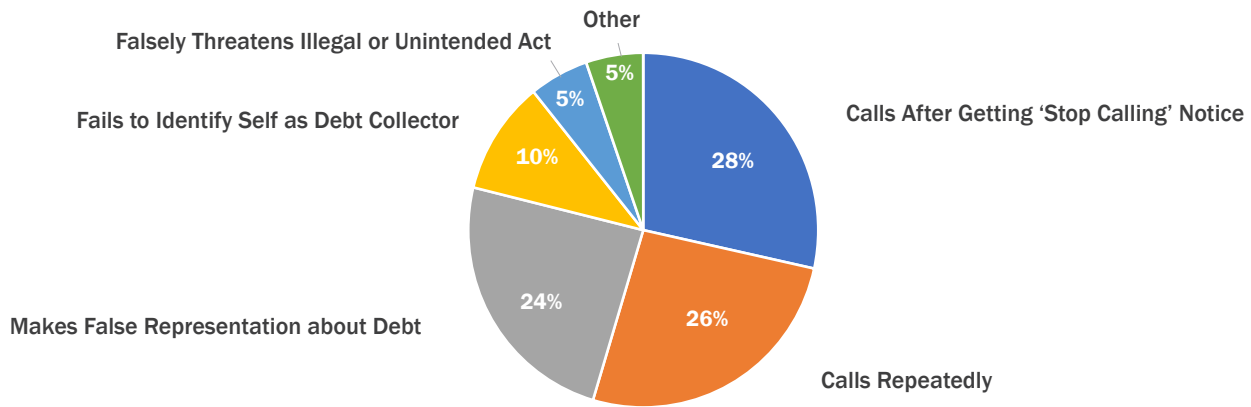
### Median Amount of Debt in Collections in Indiana



### Debt Collection Complaints by Hoosiers

**8,348**

### Debt Collection Law Violations Reported by Hoosiers



### Top Companies Reported by Hoosiers as Compiled by the Federal Trade Commission

1. Portfolio Recovery Associates

**181**

2. Enhanced Recovery Company, LLC

**126**

3. Allied Interstate, Inc.

**124**

### General Garnishment Rate in Indiana

**5.6%**

Sources: Percentage with debt in collections and median amounts are 2016 figures from Caroline Ratcliffe et al., Debt in America: An Interactive Map, Urban Institute (May 16, 2018), available at <http://apps.urban.org/features/debt-interactive-map/>. Data about debt collection complaint totals, law violations breakdown, and companies reported are 2017 figures from the Consumer Sentinel Network Data Book 2017 (available at <http://www.ftc.gov/policy/reports/policy-reports/commission-staff-reports/consumer-sentinel-network-data-book-2017/main>) (data produced to the National Consumer Law Center by the Federal Trade Commission on May 29, 2018 in response to a Freedom of Information Act request). The general garnishment rate is aggregated 2016 payroll data that includes primarily student and consumer debt, data produced to the National Consumer Law Center by e-mail from the ADP Research Institute (November 28, 2018). Image credits: Indiana by Marvdrock, graduation hat by Rama, and dollar stacks by Farias from the Noun Project; Hospital made by Freepik from [www.flaticon.com](http://www.flaticon.com)